
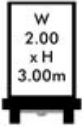
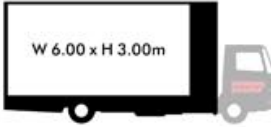


A MOBILE BILLBOARDS MOBILE BILLBOARD SPECS.

We accept files on CD or DVD in MAC or PC format.
Artwork specs files under 4MB can be sent via email.

Mobile Billboard sign production

			
Mobile 3 Faces	x1	x1	x1
Mobile 2 Faces	x1		x1
Relocatable 2 Faces	x1		x1

File setup

- Documents to be scaled at 1:10 of final print size
- Include 5mm of image bleed in your document (50mm at final print size)
- All scanned and raster images should be a minimum of 300dpi when placed in your scaled document
- Convert ALL fonts to outlines
- All overprint/trapping options should be turned off
- Supply all native files (.TIFs & .EPS files) that are linked & updated within the document
- Do not use ASCII encoding for EPS files, use Binary only
- All files must be supplied CMYK not RGB
- Set all solid black to C 20% M 20% Y 20% K 100%

For example

When preparing artwork for a W 6.00m x H 3.00m skin, the document should be created to 1:10 scale at 600 x 300mm (10% of the final print size). When preparing artwork for a W 2.00m x H 3.00m rear skin, the document should be created to 1:10 scale at 200 x 300mm (10% of the final print size). Images should be a minimum of 300dpi at 10% of final print size.

File formats

We accept: Adobe CS5 Design Suite files (Illustrator; Indesign; Photoshop) and Quark Express.

We prefer not: to receive artwork as PDFs, due to our file preparation requirements. If you must supply PDFs we ask that all fonts be supplied or converted to outlines and that bleed requirements are met as per our specifications. In some cases PDFs will not be usable and we may request the original artwork files.

Colour matching

- Supply a colour accurate proof to ensure all aspects of images are faithfully reproduced. Colour laser prints are not colour accurate and will be used to check content only.
- Indicate all PANTONE colours with the correct PMS numbers eg PANTONE 286 C
- If possible select a PANTONE colour instead of giving CMYK breakdowns.
- In cases where percentages of PANTONE colours are used a more predictable result will be achieved by selecting an alternative PANTONE colour in its place

A MOBILE BILLBOARDS